




Dermoscopic Finding	Picture	Description	Seen in :
<p>Molluscum body</p>		<p>White to yellow round areas ('molluscum bodies) found within the center of the molluscum papule</p>	<p>Molluscum Contagiosum: can see peripheral linear or branched vessels</p>
<p>Dense papillae with central vessel</p>		<p>Densely packed papillae with tiny pinpoint vessels in center (dilated capillaries in dermal papilla) and surrounding whitish halo; often associated with small hemorrhages (consistent with irregularly distributed small maroon to black tiny dots or streaks (thrombosed capillary loops)</p>	<p>Verruca vulgaris</p>
<p>Jet with contrail</p>		<p>'Jet with contrail' sign: dark brown triangular structure (also known as 'delta wing jet' or 'hanglider' sign), which reflects the fore portion of the mite, with the 'contrail' reflecting the burrow and is often S-shaped; translucent ovoid eggs ('mini triangle signs) within burrow</p> <p>Contrail: trail of condensed water from an aircraft at high altitude seen as a white streak against the sky)</p>	<p>Scabies</p>